



# Stripecoil

The passable smoke barrier, but still ground-closing

## Product Description

textile smoke curtain

The passable and floor-closing smoke curtain Stripecoil is the optimum smoke protection for personal passage areas and in escape routes - designed for the temperature classes D = 600 0C (for 120 min) and DH (ETK curve, for 30 min). Even at a width of 3 m, the passage will allow around 200 persons (even with strollers and wheelchairs) to pass per minute. The translucent fabric of the curtain ensures optimum light and vision conditions in passage areas. A soft and yielding closing edge also helps to minimise the risk of injury. The smoke curtain closes without any external energy with a 'Gravigen' drive motor.

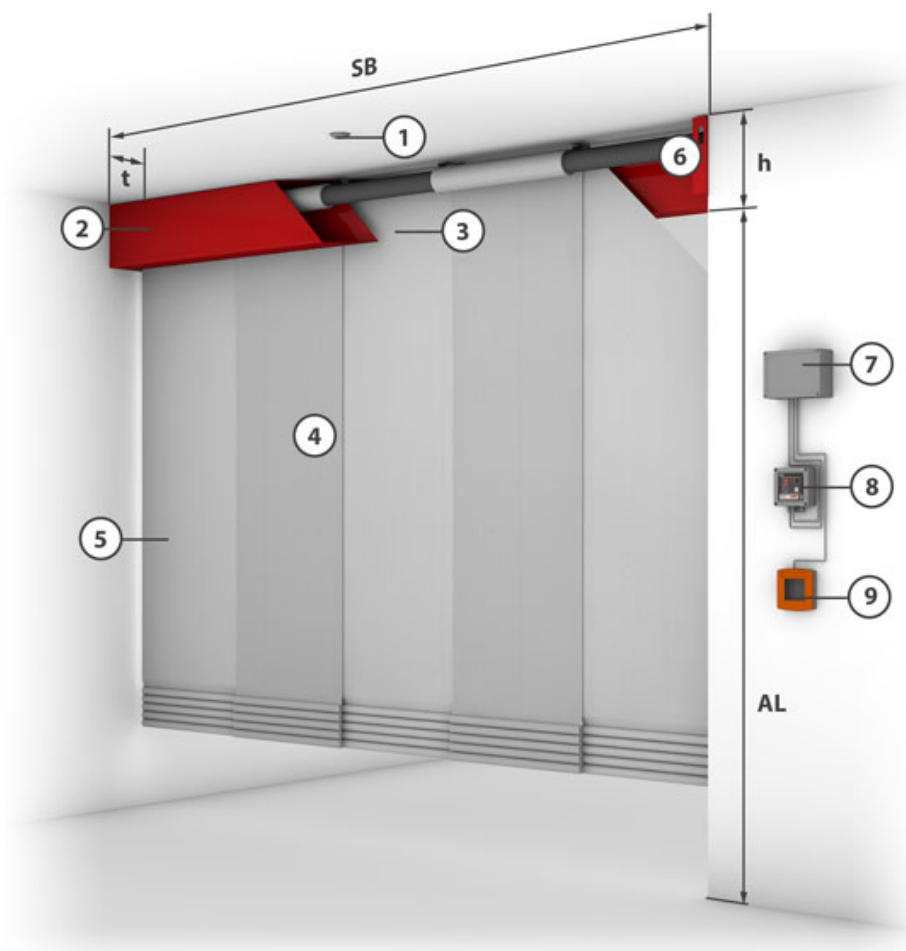
---

<b>construction type</b>	textile smoke curtain	<b>closing cycle</b>	1,000 cycles acc. to DIN EN 12101-1
<b>certificate for the usability</b>	CE acc. to DIN EN 12101-1	<b>classifications</b>	DH 30 • D 120 • classifications according to DIN EN 12101-1
<b>fabric</b>	Modutex 600 A2	<b>Triggering for</b>	authorized hold open device • provided by site
<b>closing direction</b>	from top to bottom		
<b>proof</b>	Z - 56. 429 - 916 • 0761-CPD-0060		

---

### Constructive structure (Two winding shafts)

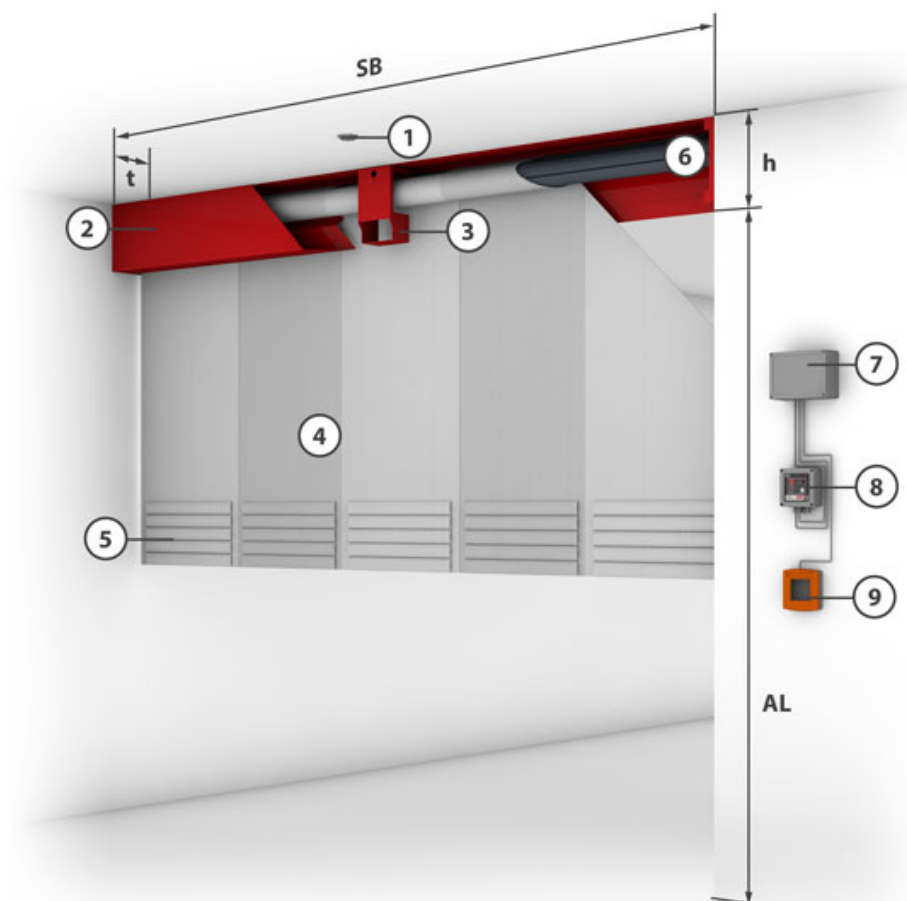
fabric	system width	drop length	t	h
Modutex 600 A2	> 1,4 m - ≤ 2,7 m	≤ 3,5 m	330 mm	270 mm
Modutex 600 A2	> 2,7 m - ≤ 15 m	≤ 3,5 m	330 mm	200 mm



- 1** = Smoke detector    **2** = Casing    **3** = Side guide    **4** = Fixing bracket    **5** = Fabric    **6** = Closing element    **7** = Tubular motor  
**8** = Control module    **9** = Control with operating unit    **10** = Manual release

### Constructive structure (One winding shaft)

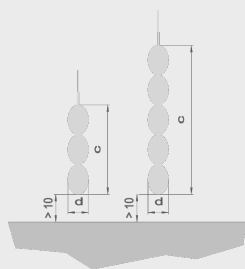
fabric	system width	drop length	t	h
Modutex 600 A2	> 1 m - ≤ 1,8 m	≤ 3,5 m	190 mm	290 mm
Modutex 600 A2	> 1,8 m - ≤ 6 m	≤ 3,5 m	190 mm	225 mm



- 1** = Smoke detector    **2** = Casing    **3** = Side guide    **4** = Fixing bracket    **5** = Fabric    **6** = Closing element    **7** = Tubular motor  
**8** = Control module    **9** = Control with operating unit    **10** = Manual release

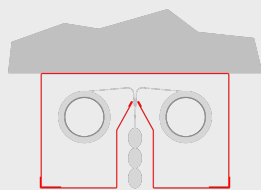
### bottom bar

flexible bottom bar

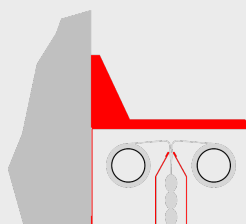


### alternatives for installation

Attached to the ceiling

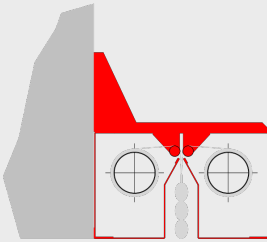


Attached to the wall

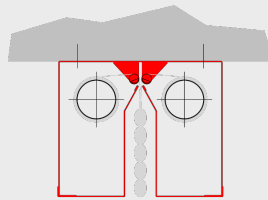


### housing

Multi-coil, to the wall

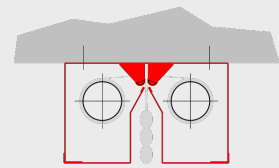


Multi-coil, to the wall (270)



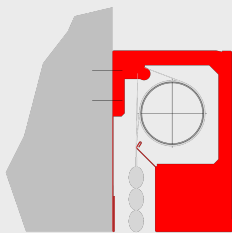
**SB** =  $\leq 2,7$  m

Multi-coil, to the wall (200)

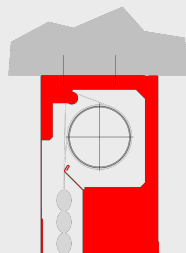


**SB** =  $> 2,7$  m

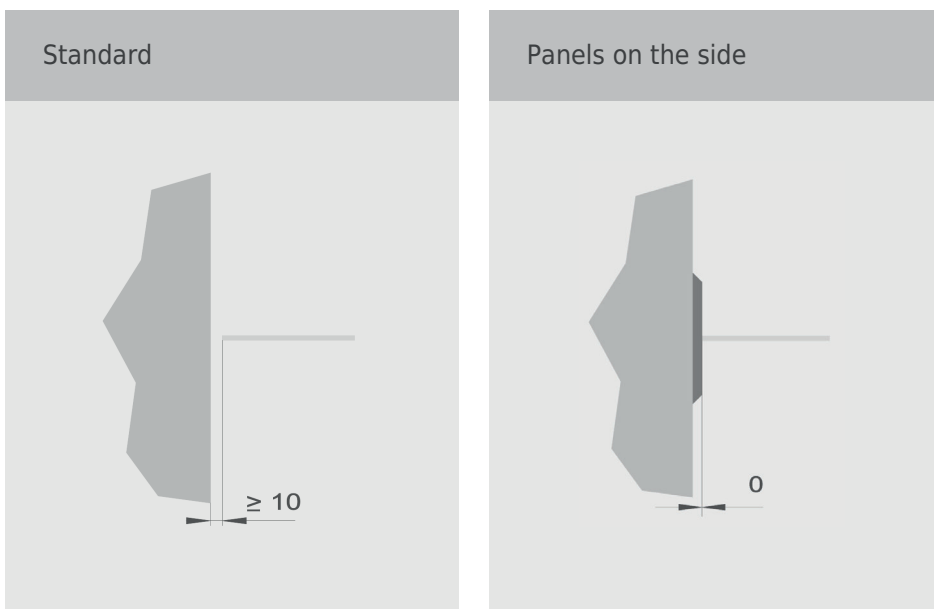
Single coil for wall mounting



Single coil for ceiling mounting



## side guides



## references

Fashion house, Bertrange Luxemburg



Om du behöver mer information eller vill ha en offert kan du ringa till oss på telefon +46 (0)70 751 24 08 eller skicka ett mejl till [info@doorsystem.se](mailto:info@doorsystem.se).

**DOORSYSTEM**  
SWEDEN AB

Profilvägen 1 · S-246 43 Löddeköpinge · [www.doorsystem.se](http://www.doorsystem.se)